


# TGD

T-Grid Linear



**DESCRIPTION**

The Vivid Forms TGD T-Grid Linear Fixture is an innovative LED lighting solution designed for offices, schools, retail, and healthcare environments. Available in 2' and 4' lengths with wattage options of 10W and 20W, it offers selectable color temperatures of 3000K, 3500K, 4000K, and 5000K. Featuring high efficacy up to 650 lm/ft, 0-10V dimming compatibility, and flexible installation across 9/16" flat, slot, interlude, and 15/16" flat T-grid ceilings, the TGD series integrates seamlessly into modern spaces with a sleek design and remote driver system for easy installation.

**APPLICATION**

Perfect for a wide range of indoor environments, including offices, schools, hospitals, hotels, supermarkets, retail locations and other indoor lighting needs. Designed for exceptional performance, this fixture enhances any space with its reliable illumination.

**LENGTH**

The available lengths are 2 feet and 4 feet.

**FEATURES**

- Detachable LED module and T-grid bracket for flexibility
- CRI options 80+
- 0-10V Dimming to 10%
- Damp location rated and IC rated
- Customizable patterns (e.g., "L", "T", "I") for unique ceiling designs

**CONSTRUCTION**

The construction features an aluminum housing that acts as a heat sink to maximize LED life.. Damp rated in operating ambient temperatures of -20°C - 40°C.

**MOUNTING**

Mounting options include 9/16" flat, 9/16" slot, 9/16" interlude, and 15/16" flat T-grid ceilings.

**WARRANTY**

5 year warranty standard. Optional 10 year warranty available upon request.

\*IES Files available upon request or visit [vivid-forms.com](http://vivid-forms.com)



**ORDERING INFORMATION**

Series	Length	Lumen Package	Voltage	Color temperature	DIMMING	Mounting

Series	Length	Lumen Package	Voltage	Color temperature	Dimming	Mounting
TGD T-Grid Linear Fixture	2F - 2ft	10 - 10W, 1160 lm - 2ft Only	U - 110-277V	30K - 3000K	D10 - 0-10V	F - 9/16" Flat
	4F - 4ft	20 - 20W, 2320 lm - 4ft Only		35K - 3500K 40K - 4000K 50K - 5000K		S - 9/16" Slot I - 9/16" Interlude Q - 15/16" Flat

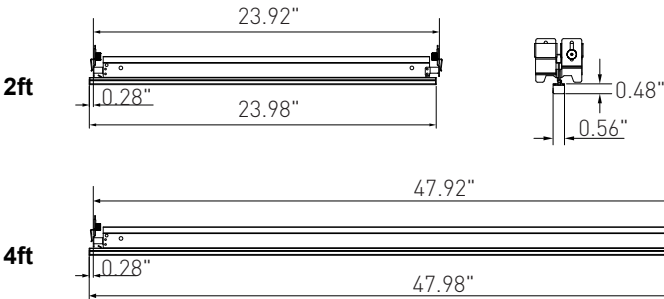
PERFORMANCE

Grid Type	Efficacy
9/16"	580LM/FT, 5W/FT
15/16"	650LM/FT, 5W/FT

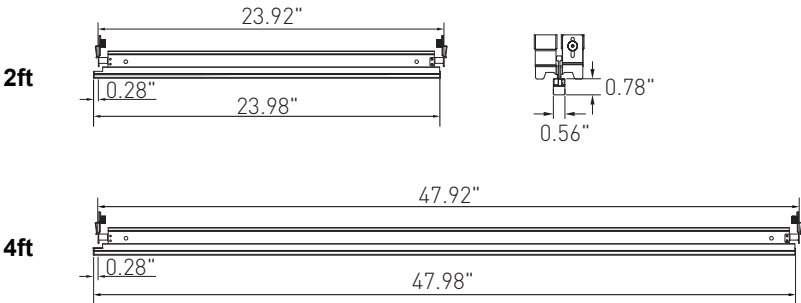
All efficacy is ±5% base on different CCT. Check the IES file to gain the accurate data .

DIMENSION

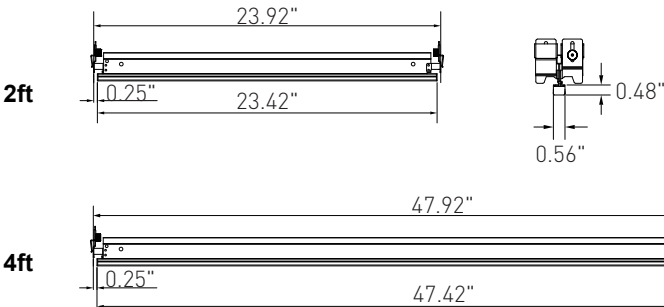
9/16" Flat Custom Pattern



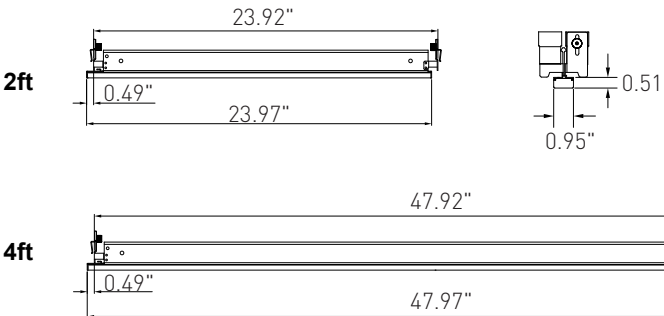
9/16" Slot Custom Pattern



9/16" Interlude

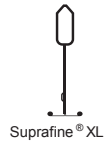


15/16" Flat Custom Pattern

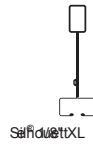
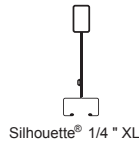


## T-GRID LINEAR

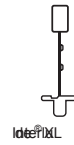
### 9/16" Flat



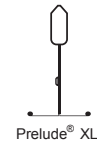
### 9/16" Slot



### 9/16" Interlude



### 15/16" Flat



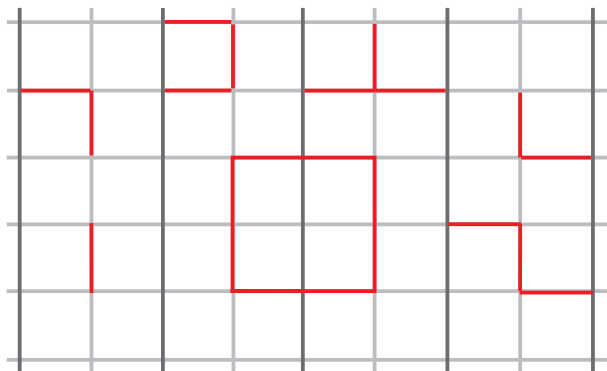
## CUSTOM PATTERN



T-Grid LED can be installed in many configurations by replacing any of the cross tees between the main runners of the grid ceiling assembly.

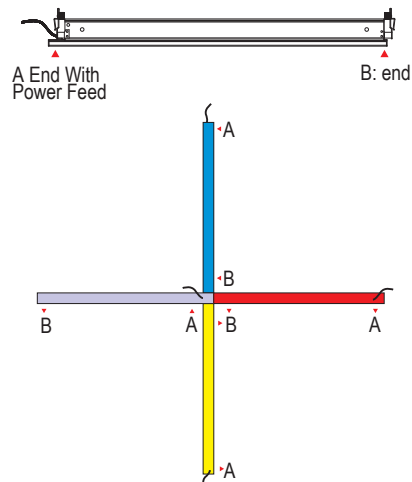
It is free to create compelling spaces, and your space no longer has to be restricted to a single pattern on the ceiling. Custom pattern such as "L", "T", " ", " " etc.

+



- Examples of configurations
- Possible positions for T-grid LED light modules
- One-piece main runner cannot be replaced

### Custom Pattern Version



Remark: Only one A-end with wire in joint