

VEZZA

Metal Non-luminous LX Connector

READ AND FOLLOW THESE SAFETY INSTRUCTIONS!

- To reduce the risk of death, personal injury or property damage from fire, electric shock, falling parts, cuts/abrasions, and other hazards please read all warnings and instructions included with and on the fixture box and all fixture labels.
- Before installing, servicing, or performing routine maintenance upon this equipment, follow these general precautions.
- Commercial installation, service and maintenance of luminaires should be performed by a qualified licensed electrician.
- For Residential installation: If you are unsure about the installation or maintenance of the luminaires, consult a qualified licensed electrician and check your local electrical code.
- Maintenance of the luminaires should be performed by person(s) familiar with the luminaires' construction and operation and any hazards involved. Regular fixture maintenance programs are recommended.
- This fixture is intended to be connected to a properly installed and grounded UL listed junction box.
- It will occasionally be necessary to clean the outside of the refractor/ lens. Refractor/lens should be washed in a solution of warm water and any mild, non-abrasive household detergent, rinsed with clean water and wiped dry. Should optical assembly become dirty on the inside, wipe refractor/lens and clean in above manner, replacing damaged gaskets as necessary.
- DO NOT INSTALL DAMAGED PRODUCT! This luminaire has been properly packed so that no parts should have been damaged during transit. Inspect to confirm. Any part damaged or broken during or after assembly should be replaced.
- Recycle: For information on how to recycle LED electronic products, please visit www.epa.gov.
- These instructions do not purport to cover all details or variations in equipment nor to provide every possible contingency to meet in connection with installation, operation, or maintenance. Should further information be desired or should particular problems arise which are not covered sufficiently for the purchaser's or owner's purposes, this matter should be referred to Shenzhen Wisdom Lighting Inc.



WARNING RISK OF ELECTRIC SHOCK

- Disconnect or turn off power before installation or servicing.
- Verify that supply voltage is correct by comparing it with the luminaire label information.
- Make all electrical and grounded connections in accordance with the National Electrical Code (NEC) and

any applicable local code requirements.

- All wiring connections should be capped with UL approved wire connectors.



CAUTION RISK OF INJURY

- Wear gloves and safety glasses at all times when removing luminaire from carton, installing, servicing or performing maintenance.
- Avoid direct eye exposure to the light source while it is on.



WARNING RISK OF BURN

- Allow lamp/fixture to cool before handling. Do not touch enclosure, lens or light source.
- Do not exceed maximum wattage marked on luminaire label.
- Follow all manufacturer's warnings, recommendations and restrictions including but not limited to: driver type, burning position, mounting locations/methods, replacement and recycling.
- Use only lamps that comply with ANSI standards.



CAUTION RISK OF FIRE

- Keep combustible and other materials that can burn, away from lamp/lens.
- Do not operate in close proximity to persons, combustible materials or substances affected by heat.



CAUTION RISK OF PRODUCT DAMAGE

- Never connect components under load.
- Do not mount or support these fixture in a manner that can cut the outer jacket or damage wire insulation.
- Unless individual product specifications deem otherwise: Never connect an LED product directly to a dimmer packs, occupancy sensor, timing device, or other related control devices. LED fixtures must be powered directly off a switched circuit.
- Unless individual product specifications deem otherwise: Do not restrict fixture ventilation. Allow for some volume of airspace around the fixture. Avoid covering LED fixtures with insulation, foam, or other

- material that will prevent convection or cooling.
- Unless individual product specifications deem otherwise: Do not exceed fixtures maximum ambient temperature.
- Only use fixture in its intended location.
- LED products are Polarity Sensitive. Ensure proper Polarity before installation.
- Electrostatic Discharge (ESD): ESD can damage LED fixtures. Personal grounding equipment must be worn during all installation or servicing of unit.
- Do not touch individual electrical components as this can cause ESD, shorten lamp life, or alter performance.
- Some components inside the fixtures may not be serviceable. In the unlikely event your unit may require service, stop using the unit immediately and contact an Wisdom Lighting representative for assistance.
- Changes or modifications not expressly approved by Wisdom Lighting could void the authority to operate the equipment.
- Always read the fixtures complete installation instructions prior to installation for any additional fixture specific warnings.

All luminaires that contain electronic devices that generate frequencies above 9kHz from any component within the luminaire comply with one of the following Part 15 of the FCC Rules. Operation is subject to the following two conditions:

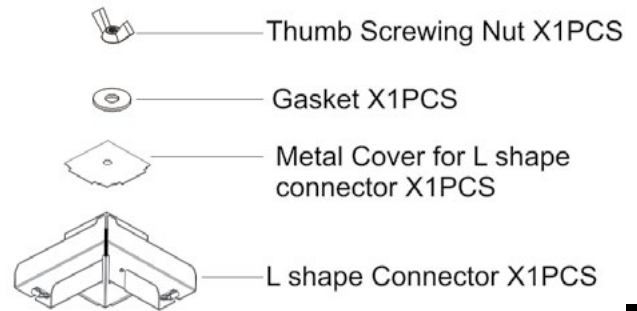
1. This device may not cause harmful interference
2. This device must accept any interference received, including interference that may cause undesired operation.

This device complies with Part 18 of the FCC Rules but may cause interference with cordless and cell phones, radios, televisions, and other electronic devices. To correct the problem move the device away from the luminaire or plug into a different outlet. This product may cause interference to radio equipment and should not be installed near maritime safety communications equipment or other critical navigation or communications equipment operating between 0.45-30MHz.

5-YEAR LIMITED WARRANTY

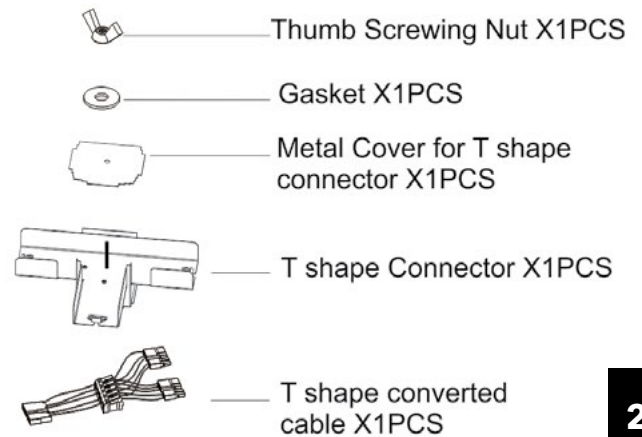
Failure to follow any of these instructions could void product warranties. For a complete listing of product Terms and Conditions, please visit www.wisdomled.com. Shenzhen Wisdom Lighting, Inc. assumes no responsibilities for claims arising out of improper or careless installation or handling of its products.

BOM for L shape connector



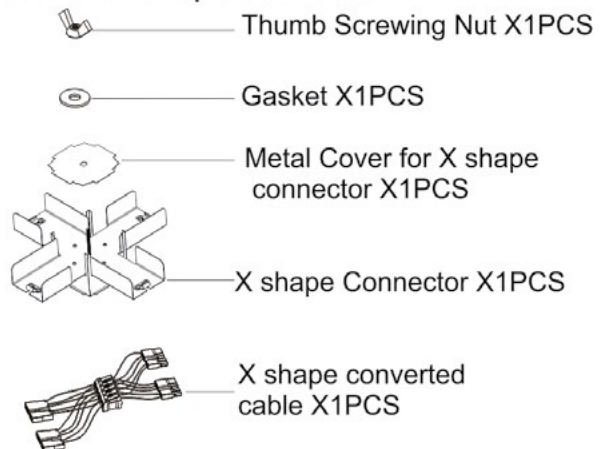
1

BOM for T shape connector



2

BOM for X shape connector



3

Splicing diagram

